




SUBUTHI FINANCE LIMITED


"Kothari Building", 4th Floor, 114, M. G. Road,
Nungambakkam, Chennai - 600 034.
Tel. : +91-44-28331956 / 57 / 58 / 59
2833 1310 / 2833 0867
Fax : +91-44-28330208
E-mail : contact@subuthi.in
web : www.subuthi.in

Statement Showing Shareholding Pattern

Name of the Company :		SUBUTHI FINAANCE LIMITED						
Scrip Code :		531841	Quarter Ended :		31 st March 2010			
Category code	Category of Shareholder	Number of Share holders	Total number of shares	Number of shares held in demateria lized form	Total shareholding as a percentage of total number of shares		Shares pledged or otherwise encumbered	
					As a percentag e of(A+B) ¹	As a percentage of (A+B+C)	Number of Shares	As a Percentage (IX) = (VIII)/(IV)* 100
(I)	(II)	(III)	(IV)	(V)	(VI)	(VII)	(VIII)	(IX)
(A)	Shareholding of Promoter and Promoter Group ²							
1	Indian							
(a)	Individuals / Hindu Undivided Family	12	1769968	1326868	35.40	35.40	0	0.00
(b)	Central Government / State Government(s)	0	0	0	0.00	0.00	0	0.00
(c)	Bodies Corporate	3	1474800	1471300	29.50	29.50	0	0.00
(d)	Financial Institutions / Banks	0	0	0	0.00	0.00	0	0.00
(e)	Any Others(Specify)							
	Sub Total (A)(1)	15	3244768	2798168	64.90	64.90	0	0.00
2	Foreign							
a	Individuals (Non - Residents Individuals / Foreign Individuals)	0	0	0	0.00	0.00	0	0.00
b	Bodies Corporate	0	0	0	0.00	0.00	0	0.00
c	Institutions	0	0	0	0.00	0.00	0	0.00
d	Any Others(Specify)							
	Sub Total(A)(2)	0	0	0	0.00	0.00	0	0.00
	Total Shareholding of Promoter and Promoter Group (A)= (A)(1)+(A)(2)	15	3244768	2798168	64.90	64.90	0	0.00




(B)	Public shareholding							
1	Institutions							
(a)	Mutual Funds / UTI	0	0	0	0.00	0.00	NA	NA
(b)	Financial Institutions / Banks	1	1100	0	0.02	0.02	NA	NA
(c)	Central Government / State Government(s)	0	0	0	0.00	0.00	NA	NA
(d)	Venture Capital Funds	0	0	0	0.00	0.00	NA	NA
(e)	Insurance Companies	0	0	0	0.00	0.00	NA	NA
(f)	Foreign Institutional Investors	0	0	0	0.00	0.00	NA	NA
(g)	Foreign Venture Capital Investors	0	0	0	0.00	0.00	NA	NA
(h)	Any Other (specify)							
	Sub-Total (B)(1)	1	1100	0	0.02	0.02	NA	NA
2	Non-institutions							
(a)	Bodies Corporate	41	797598	797598	15.95	15.95	NA	NA
(b)	Individuals							
I	Individuals -i. Individual shareholders holding nominal share capital up to Rs 1 lakh	1067	259901	70701	5.20	5.20	NA	NA
II	ii. Individual shareholders holding nominal share capital in excess of Rs. 1 lakh.	11	694762	508062	13.90	13.90	NA	NA
(c)	Any Other (specify)						NA	NA
(c-i)	Clearing Members	6	545	545	0.01	0.01	NA	NA
(c-ii)	Hindu Undivided Families	5	1151	1151	0.02	0.02	NA	NA
(c-iii)	Non Resident Indians	1	175	175	0.003	0.003	NA	NA
	Sub-Total (B)(2)	1131	1755232	1378232	35.08	35.08	NA	NA
(B)	Total Public Shareholding (B)= (B)(1)+(B)(2)	1132	1755232	1378232	35.10	35.10	NA	NA
	TOTAL (A)+(B)	1147	5000000	4176400	100.00	100.00	0	0.00
(C)	Shares held by Custodians and against which Depository Receipts have been issued	0	0	0	0.00	0.00	NA	NA
	GRAND TOTAL (A)+(B)+(C)	1147	5000000	4176400	100.00	100.00	0	0.00



(I) (b) Statement showing Shareholding of persons belonging to the category Promoter and Promoter Group"

Sr. No.	Name of Shareholder	Total Shares held		Shares pledged or otherwise encumbered		
		Number	As a% of grand total (A)+(B)+(C)	Number	As a percentage	As a% of grand total (A)+(B)+(C) of sub-clause (I)(a)
(I)	(II)	(III)	(IV)	(V)	(VI)=(V)/(III)*100	(VII)
1	K V BALA	926200	18.52	0	0.00	0.00
2	K R VENKATRAMAN	390000	7.80	0	0.00	0.00
3	SHANTHA RAMAN	20200	0.40	0	0.00	0.00
4	SHANTHI RAMAN	20200	0.40	0	0.00	0.00
5	K R KANCHANAMALA	2200	0.04	0	0.00	0.00
6	K V SAKILA	500	0.01	0	0.00	0.00
7	K V MUTHUMANI	1300	0.03	0	0.00	0.00
8	K S RAVINDRANATH	11368	0.23	0	0.00	0.00
9	K V SASI KUMAR	1000	0.02	0	0.00	0.00
10	SARAVANAN A E	4000	0.08	0	0.00	0.00
11	SAKILA SARAVANAN	1200	0.02	0	0.00	0.00
12	K B PRATHADEVI	391800	7.84	0	0.00	0.00
13	LOYAL CREDIT AND INVESTMENTS LIMITED	425100	8.50	0	0.00	0.00
14	SUBUTHI INVESTMENTS PVT LIMITED	924700	18.49	0	0.00	0.00
15	FULL BLOOM INVESTMENTS PVT LTD	125000	2.50	0	0.00	0.00




(I) (c) Statement showing Shareholding of persons belonging to the category "Public" and holding more than 1% of the total number of shares

Sr. No	Name of the shareholder	Number of shares	Shares as a percentage of total number of shares {i.e., Grand Total (A)+(B)+(C) indicated in Statement at para (I) (a) above}
1	VENKATESH M B	137100	2.74
2	PRAVINCHANDRA A SHAH	65328	1.31
3	JIGISHA PRAVINCHANDRA SHAH	59000	1.18
4	K K GOVINDA MOORTHY	180500	3.61
5	KARUMUTHU FINANCE LTD	225000	4.50
6	MTL SHARE AND STOCK BROKER LTD	152075	3.04
7	IFCI FINANCIAL SERVICES LIMITED	100027	2.00
8	ARIHANT CAPITAL MKT. LTD	55186	1.10
9	MAXIMUS SECURITIES LTD	95200	1.90
10	ARVIND SHAH	65000	1.30
	TOTAL	1134416	22.68

(I) (d) Statement showing details of locked in shares

Sr. No.	Name of the shareholder	Category of shareholders (Promoter / Public)	Number of locked-in shares	Locked-in-shares as a percentage of total number of shares {i.e. Grand Total (A)+(B)+(C) indicated in Statement at para (I) (a) above}
1	NIL	NIL	0	0.00
	TOTAL		0	0.00



(II) (s) Statement showing details of Depository Receipts(DRs)

Sr. No.	Type of outstanding DR (ADRs, GDRs, SDRs, etc.)	Number of outstanding DRs	Number of shares underlying outstanding DRs	Shares underlying outstanding DRs as a percentage of total number of shares {i.e., Grad Total (A) +(B)+(C) indicated in Statement at para (I)(a) above}
1	NIL	NIL	0	0.00
TOTAL			0	0.00

(II) (b) Statement showing Holding of Depository Receipts (DRs), where underlying shares are in excess of 1% of the total number of shares

Sr. No.	Name of the DR Holder	Type of outstanding DR (ADRs, GDRs, SDRs, etc.)	Number of shares underlying outstanding DRs	Shares underlying outstanding DRs as a percentage of total number of shares {i.e., Grand Total (A)+(B)+(C) indicated in Statement at para (I) (a) above}
1	NIL	NIL	0	0.00
TOTAL			0	0.00

