


Indus Finance Corporation Ltd

(1) (a) Statement Showing Shareholding Pattern			
Name of the Company : INDUS FINANCE CORPORATION LTD (FORMERLY KNOWN AS SUBUTHI FINANCE LTD)			
Scrip code : 531841	Name of the Scrip : INDUS FIN		Class of Security : Equity
Pre - Forfeiture	Shareholding Pattern As on : 31st December 2012		
Partly paid-up shares	No. Of partly paid-up shares	As a % of total no. of partly paid-up shares	As a % of total no. of shares of the company
Held by Promoter/Promoters group	0	0.00	0.00
Held by Public	0	0.00	0.00
Total	0	0.00	0.00
Outstanding convertible securities			
Held by Promoter/Promoters group	0	0.00	0.00
Held by Public	0	0.00	0.00
Total	0	0.00	0.00
Warrants			
Held by Promoter/Promoters group	0	0.00	0.00
Held by Public	0	0.00	0.00
Total	0	0.00	0.00
Total paid-up capital of the company assuming full conversion of warrants and convertible securities	0	9258300	

For INDUS FINANCE CORPORATION LIMITED

(K.K. DINAKAR)
Company Secretary







Indus Finance Corporation Ltd

Statement Showing Shareholding Pattern

Name of the Company :		INDUS FINANCE CORPORATION LTD						
Scrip Code :		531841	Quarter Ended :		31 st December 2012			
Category code	Category of Shareholder	Number of Share holders	Total number of shares	Number of shares held in dematerialized form	Total shareholding as a percentage of total number of shares		Shares pledged or otherwise encumbered	
					As a percentage of (A+B) ¹	As a percentage of (A+B+C)	Number of Shares	As a Percentage (IX) = (VIII)/(IV)* 100
(I)	(II)	(III)	(IV)	(V)	(VI)	(VII)	(VIII)	(IX)
(A)	Shareholding of Promoter and Promoter Group ²							
1	Indian							
(a)	Individuals / Hindu Undivided Family	3	3275377	2495377	35.37	35.37	0	0.00
(b)	Central Government / State Government(s)	0	0	0	0.00	0.00	0	0.00
(c)	Bodies Corporate	4	3463200	3463200	37.41	37.41	0	0.00
(d)	Financial Institutions / Banks	0	0	0	0.00	0.00	0	0.00
(e)	Any Others(Specify)							
	Sub Total (A)(1)	7	6738577	5958577	72.78	72.78	0	0.00
2	Foreign							
a	Individuals (Non - Residents Individuals / Foreign Individuals)	0	0	0	0.00	0.00	0	0.00
b	Bodies Corporate	0	0	0	0.00	0.00	0	0.00
c	Institutions	0	0	0	0.00	0.00	0	0.00
d	Any Others(Specify)							
	Sub Total(A)(2)	0	0	0	0.00	0.00	0	0.00
	Total Shareholding of Promoter and Promoter Group (A)= (A)(1)+(A)(2)	7	6738577	5958577	72.78	72.78	0	0.00



(B)	Public shareholding							
1	Institutions							
(a)	Mutual Funds / UTI	0	0	0	0.00	0.00	NA	NA
(b)	Financial Institutions / Banks	1	2200	0	0.02	0.02	NA	NA
(c)	Central Government / State Government(s)	0	0	0	0.00	0.00	NA	NA
(d)	Venture Capital Funds	0	0	0	0.00	0.00	NA	NA
(e)	Insurance Companies	0	0	0	0.00	0.00	NA	NA
(f)	Foreign Institutional Investors	0	0	0	0.00	0.00	NA	NA
(g)	Foreign Venture Capital Investors	0	0	0	0.00	0.00	NA	NA
(h)	Any Other (specify)							
	Sub-Total (B)(1)	1	2200	0	0.02	0.02	NA	NA
2	Non-institutions							
(a)	Bodies Corporate	47	1407057	1407057	15.20	15.20	NA	NA
(b)	Individuals							
I	Individuals -i. Individual shareholders holding nominal share capital up to Rs 1 lakh	413	122407	100007	1.32	1.32	NA	NA
II	ii. Individual shareholders holding nominal share capital in excess of Rs. 1 lakh.	19	887987	887987	9.59	9.59	NA	NA
(c)	Any Other (specify)						NA	NA
(c-i)	Clearing Members	8	4305	4305	0.05	0.05	NA	NA
(c-ii)	Directors and Their relatives	-	-	-	-	-	NA	NA
(c-iii)	Hindu Undivided Families	24	95567	95567	1.03	1.03	NA	NA
(c-iv)	Non Resident Indians	2	200	200	0.0021	0.0021	NA	NA
	Sub-Total (B)(2)	513	2517523	2495123	27.19	27.19	NA	NA
(B)	Total Public Shareholding (B)= (B)(1)+(B)(2)	514	2519723	2495123	27.22	27.22	NA	NA
	TOTAL (A)+(B)	521	9258300	8453700	100.00	100.00	0	0.00
	Shares held by Custodians and against which Depository Receipts have been issued	0	0	0	0.00	0.00	NA	NA
(C)	GRAND TOTAL (A)+(B)+(C)	521	9258300	8453700	100.00	100.00	0	0.00



(I)(b) Statement showing holding of securities (including shares, warrants, convertible securities) of persons belonging to the category Promoter and Promoter Group" 31st December 2012

Sr. No.	Name of Shareholder	Total Shares held		Shares pledged or otherwise encumbered			Details of warrants		As a % total number of warrants of the same class	Details of convertible securities	% w.r.t total number of convertible securities of the same class	Total shares (including underlying shares assuming full conversion of warrants and convertible securities) as a % of diluted share capital
		Number	As a % of grand total (A)+(B)+(C)	Number	As a percentage (VI)=(V)/(III)*100	As a % of grand total (A)+(B)+(C) of sub-clause (I)(a)	Number of warrants held	(VIII)				
1	BALA VENCKAT KUTTI	2490191	26.90	0	0.00	0.00	0	0.00	0	0.00	0	0
2	K S RAVINDRANATH	1586	0.02	0	0.00	0.00	0	0.00	0	0.00	0	0
3	K B PRATHADEVI	783600	8.46	0	0.00	0.00	0	0.00	0	0.00	0	0
4	LOYAL CREDIT AND INVESTMENTS LIMITED	1133800	12.25	0	0.00	0.00	0	0.00	0	0.00	0	0
5	SUBUTHI INVESTMENTS PVT LIMITED	1849400	19.98	0	0.00	0.00	0	0.00	0	0.00	0	0
6	FULL BLOOM INVESTMENTS PVT LTD	430000	4.64	0	0.00	0.00	0	0.00	0	0.00	0	0
7	INDUS CAPITAL PVT LTD	50000	0.54	0	0.00	0.00	0	0.00	0	0.00	0	0
	TOTAL	6738577	72.78	0	0.00	0.00	0	0.00	0.00	0	0.00	0.00




(I) (c) (i) Statement showing holding of securities (including shares, warrants, convertible securities) of persons belonging to the category "Public" and holding more than 1% of the total number of shares 31st December 2012

Sr. No	Name of the Shareholder	Number of Shares	Shares as a percentage of total number of shares {i.e., Grand Total (A)+(B)+(C) indicated in Statement at para (I) (a) above}	Total shares (including underlying shares assuming full conversion of warrants and convertible securities) as a % of diluted share capital	% w.r.t. total convertible securities of the same class	Details of convertible securities	As a % total number of warrants of the same class	Number of convertible securities held
1	JIGISHA PRAVINCHANDRA SHAH	103000	1.11	0	0.00	0	0.00	0
2	K K GOVINDA MOORTHY	367400	3.97	0	0.00	0	0.00	0
3	KARUMUTHU FINANCE LTD	451095	4.87	0	0.00	0	0.00	0
4	SMS TOOLS PRIVATE LIMITED	421565	4.55	0	0.00	0	0.00	0
	TOTAL	1343060	14.51	0	0.00	0	0.00	0

(II) (c) (ii) Statement showing holding of securities (including shares, warrants, convertible securities) of persons (together with PAC) belonging to the category "Public" and holding more than 5% of the total number of shares of the Company

Statement Showing Share Holding Of securities (including shares, warrants, convertible securities) of persons (together with PAC) belonging to the category "Public" and holding more than 5% of the total number of shares of the company	AS ON :	31/12/2011	Details of convertible securities	Total shares (including underlying shares assuming full conversion of warrants and convertible securities) as a % of diluted share capital
SR.NO Name of the shareholder	Number of shares	Shares as a percentage of total number of shares {i.e., Grand Total (A)+(B)+(C) indicated in Statement at Para (I)(a) above}	Details of convertible securities	Total shares (including underlying shares assuming full conversion of warrants and convertible securities) as a % of diluted share capital
I NIL	0	0.00	Number of convertible securities held	0
TOTAL NIL	0	0.00	% w.r.t. total number of convertible securities of the same class	0



(I) (d) Statement showing details of locked in shares

Sr. No.	Name of the shareholder	Category of shareholders (Promoter / Public)	Number of locked-in shares	Locked-in-shares as a percentage of total number of shares {i.e. Grand Total (A)+(B)+(C) indicated in Statement at para (I) (a) above}
1	NIL	NIL	0	0.00
TOTAL			0	0.00

(II) (a) Statement showing details of Depository Receipts(DRs)

Sr. No.	Type of outstanding DR (ADRs, GDRs, SDRs, etc.)	Number of outstanding DRs	Number of shares underlying outstanding DRs	Shares underlying outstanding DRs as a percentage of total number of shares {i.e., Grad Total (A) +(B)+(C) indicated in Statement at para (I)(a) above}
1	NIL	NIL	0	0.00
TOTAL			0	0.00

(II) (b) Statement showing Holding of Depository Receipts (DRs), where underlying shares are in excess of 1% of the total number of shares

Sr. No.	Name of the DR Holder	Type of outstanding DR (ADRs, GDRs, SDRs, etc.)	Number of shares underlying outstanding DRs	Shares underlying outstanding DRs as a percentage of total number of shares {i.e., Grand Total (A)+(B)+(C) indicated in Statement at para (I) (a) above}
1	NIL	NIL	0	0.00
TOTAL			0	0.00

