

Indus Finance Corporation Ltd

CIN NO. L65191TN1992PLC022317
Email id: diraviam@indowind.com

(1)(a) Statement Showing Shareholding Pattern


Name of the Company : INDUS FINANCE CORPORATION LTD

Scrip code : 531841	Name of the Scrip : INDUS FIN	Class of Security : Equity	
Pre - Forfeiture	Shareholding Pattern As on : 30th September 2014		
Partly paid-up shares	No. Of partly paid-up shares	As a % of total no. of partly paid-up shares	As a % of total no. of shares of the company
Held by Promoter/Promoters group	0	0.00	0.00
Held by Public	0	0.00	0.00
Total	0	0.00	0.00
Outstanding convertible securities			
Held by Promoter/Promoters group	0	0.00	0.00
Held by Public	0	0.00	0.00
Total	0	0.00	0.00
Warrants			
Held by Promoter/Promoters group	0	0.00	0.00
Held by Public	0	0.00	0.00
Total	0	0.00	0.00
Total paid-up capital of the company assuming full conversion of warrants and convertible securities	0	9258300	

For INDUS FINANCE CORPORATION LIMITED

K.K. DINAKAR
Company Secretary






Indus Finance Corporation Ltd


CIN NO. L65191TN1992PLC022317
Email id: diraviam@indowind.com

Statement Showing Shareholding Pattern

Name of the Company :		INDUS FINANCE CORPORATION LTD						
Scrip Code :		531841	Quarter Ended :		30 th September 2014			
Category code	Category of Shareholder	Number of Share holders	Total number of shares	Number of shares held in dematerialized form	Total shareholding as a percentage of total number of shares		Shares pledged or otherwise encumbered	
					As a percentage of (A+B) ¹	As a percentage of (A+B+C)	Number of Shares	As a Percentage (IX) = (VIII)/(IV)* 100
(I)	(II)	(III)	(IV)	(V)	(VI)	(VII)	(VIII)	(IX)
(A)	Shareholding of Promoter and Promoter Group							
1	Indian							
(a)	Individuals / Hindu Undivided Family	4	3023697	3023697	32.66	32.66	0	0.00
(b)	Central Government / State Government(s)	0	0	0	0.00	0.00	0	0.00
(c)	Bodies Corporate	4	3884295	3884295	41.95	41.95	0	0.00
(d)	Financial Institutions / Banks	0	0	0	0.00	0.00	0	0.00
(e)	Any Others(Specify)							
	Sub Total (A)(1)	8	6907992	6907992	74.61	74.61	0	0.00
2	Foreign							
a	Individuals (Non - Residents Individuals / Foreign Individuals)	0	0	0	0.00	0.00	0	0.00
b	Bodies Corporate	0	0	0	0.00	0.00	0	0.00
c	Institutions	0	0	0	0.00	0.00	0	0.00
d	Any Others(Specify)							
	Sub Total(A)(2)	0	0	0	0.00	0.00	0	0.00
	Total Shareholding of Promoter and Promoter Group (A)= (A)(1)+(A)(2)	8	6907992	6907992	74.61	74.61	0	0.00



(B)	Public shareholding							
1	Institutions							
(a)	Mutual Funds / UTI	0	0	0	0.00	0.00	NA	NA
(b)	Financial Institutions / Banks	1	2200	0	0.02	0.02	NA	NA
(c)	Central Government / State Government(s)	0	0	0	0.00	0.00	NA	NA
(d)	Venture Capital Funds	0	0	0	0.00	0.00	NA	NA
(e)	Insurance Companies	0	0	0	0.00	0.00	NA	NA
(f)	Foreign Institutional Investors	0	0	0	0.00	0.00	NA	NA
(g)	Foreign Venture Capital Investors	0	0	0	0.00	0.00	NA	NA
(h)	Any Other (specify)							
	Sub-Total (B)(1)	1	2200	0	0.02	0.02	NA	NA
2	Non-institutions							
(a)	Bodies Corporate	37	861285	861285	9.30	9.30	NA	NA
(b)	Individuals							
I	Individuals -i. Individual shareholders holding nominal share capital up to Rs 1 lakh	480	199551	177151	2.16	2.16	NA	NA
II	ii. Individual shareholders holding nominal share capital in excess of Rs. 1 lakh.	40	1187915	1187915	12.83	12.83	NA	NA
(c)	Any Other (specify)							
(c-i)	Clearing Member	2	3744	3744	0.04	0.04	NA	NA
(c-ii)	Hindu Undivided Families	23	95513	95513	1.03	1.03	NA	NA
(c-iii)	Non Resident Indians	1	100	100	0.001	0.001	NA	NA
	Sub-Total (B)(2)	583	2348108	2325708	25.36	25.36	NA	NA
(B)	Total Public Shareholding (B)= (B)(1)+(B)(2)	584	2350308	2325708	25.39	25.39	NA	NA
	TOTAL (A)+(B)	592	9258300	9233700	100.00	100.00	0	0.00
	Shares held by Custodians and against which Depository Receipts have been issued	0	0	0	0.00	0.00	NA	NA
(C)	GRAND TOTAL (A)+(B)+(C)	592	9258300	9233700	100.00	100.00	0	0.00



(D)(b) Statement showing holding of securities (including shares, warrants, convertible securities) of persons belonging to the category Promoter and Promoter Group, 30th September, 2014

Sr. No.	Name of Shareholder	Total Shares held		Shares pledged or otherwise encumbered			Details of warrants		As a % total number of warrants of the same class	Details of convertible securities	% w.r.t total number of convertible securities of the same class	Total shares (including underlying shares assuming full conversion of warrants and convertible securities) as a % diluted share cap
		Number	As a % of grand total (A)+(B)+(C)	Number	As a percentage (VI)=(V)/(III)*100	As a % of grand total (A)+(B)+(C) of sub-clause (I)(a)	Number of warrants held	Number of convertible securities held				
(I)	(II)	(III)	(IV)	(V)	(VI)	(VII)	(VIII)	(IX)	(X)	(XI)	(XII)	
1	K V BALA HUF	780000	8.42	0	0.00	0.00	0	0.00	0	0.00	0	
2	BALA VENCKAT KUTTI	1458511	15.75	0	0.00	0.00	0	0.00	0	0.00	0	
3	K S RAVINDRANATH	1586	0.02	0	0.00	0.00	0	0.00	0	0.00	0	
4	K B PRATHADEVI	783600	8.46	0	0.00	0.00	0	0.00	0	0.00	0	
5	LOYAL CREDIT AND INVESTMENTS LIMITED	1133800	12.25	0	0.00	0.00	0	0.00	0	0.00	0	
6	KARUMUTHU FINANCE PVT. LTD	2270495	24.52	0	0.00	0.00	0	0.00	0	0.00	0	
7	INDUS CAPITAL PVT LTD	50000	0.54	0	0.00	0.00	0	0.00	0	0.00	0	
8	IND ECO VENTURES LIMITED	430000	4.64	0	0.00	0.00	0	0.00	0	0.00	0	
	TOTAL	6907992	74.61	0	0.00	0.00	0	0	0.00	0	0.00	




(I) (c) (i) Statement showing holding of securities (including shares, warrants, convertible securities) of persons belonging to the category "Public" and holding more than 1% of the total number of shares 30th September 2014

Sr. No	Name of the Shareholder	Number of Shares	Shares as a percentage of total number of shares {i.e., Grand Total (A)+(B)+(C) indicated in Statement at Para (I) (a) above}	Total shares (including underlying shares assuming full conversion of warrants and convertible securities) as a % of diluted share capital	Details of warrants		Details of convertible securities		Number of convertible securities held
					% w.r.t. total number of convertible securities of the same class	Number of warrants held	As a % total number of warrants of the same class		
1	K K GOVINDA MOORTHY	367400	3.97	0	0.00	0	0.00	0	0
2	WIND ENERGY DEVELOPMENT COMPANY PRIVATE LTD	261965	2.83	0	0.00	0	0.00	0	0
3	COMMENDAM INVESTMENTS PVT LTD	459841	4.97	0	0.00	0	0.00	0	0
4	ARVIND SHAH	101456	1.10	0	0.00	0	0.00	0	0
	TOTAL	1190662	12.86	0	0.00	0	0.00	0	0

(II) (c) (ii) Statement showing holding of securities (including shares, warrants, convertible securities) of persons (together with PAC) belonging to the category "Public" and holding more than 5% of the total number of shares of the Company

SR.NO	Name of the shareholder	AS ON :	Number of shares	30/9/2014	Shares as a percentage of total number of shares {i.e., Grand Total (A)+(B)+(C) indicated in Statement at Para (I)(a) above}	Details of warrants	Details of convertible securities	Number of convertible securities held	As a % total number of warrants of the same class	% w.r.t. total number of convertible securities of the same class	Total shares (including underlying shares assuming full conversion of warrants and convertible securities) as a % of diluted share capital
1	NIL		0	0.00	0	0	0	0	0	0	0
TOTAL	NIL		0	0.00	0	0	0	0	0	0	0



(I) (d) Statement showing details of locked in shares 30-09-2014

Sr. No.	Name of the shareholder	Category of shareholders (Promoter / Public)	Number of locked-in shares	Locked-in-shares as a percentage of total number of shares {i.e. Grand Total (A)+(B)+(C) indicated in Statement at para (I) (a) above}
1	NIL	NIL	0	0.00
TOTAL			0	0.00

(II) (a) Statement showing details of Depository Receipts(DRs)

Sr. No.	Type of outstanding DR (ADRs, GDRs, SDRs, etc.)	Number of outstanding DRs	Number of shares underlying outstanding DRs	Shares underlying outstanding DRs as a percentage of total number of shares {i.e., Grad Total (A) +(B)+(C) indicated in Statement at para (I)(a) above}
1	NIL	NIL	0	0.00
TOTAL			0	0.00

(II) (b) Statement showing Holding of Depository Receipts (DRs), where underlying shares are in excess of 1% of the total number of shares

Sr. No.	Name of the DR Holder	Type of outstanding DR (ADRs, GDRs, SDRs, etc.)	Number of shares underlying outstanding DRs	Shares underlying outstanding DRs as a percentage of total number of shares {i.e., Grand Total (A)+(B)+(C) indicated in Statement at para (I) (a) above}
1	NIL	NIL	0	0.00
TOTAL			0	0.00

