




Statement Showing Shareholding Pattern

| Name of the Company : | | SUBUTHI FINAANCE LIMITED | | | | | | |
|-----------------------|---|--------------------------|------------------------|---|--|----------------------------|--|--|
| Scrip Code : | | 531841 | Quarter Ended : | | 30 June 2010 | | | |
| Category code | Category of Shareholder | Number of Share holders | Total number of shares | Number of shares held in demateria lized form | Total shareholding as a percentage of total number of shares | | Shares pledged or otherwise encumbered | |
| | | | | | As a percentag e of(A+B) ¹ | As a percentage of (A+B+C) | Number of Shares | As a Percentage (IX) = (VIII)/(IV)* 100 |
| (I) | (II) | (III) | (IV) | (V) | (VI) | (VII) | (VIII) | (IX) |
| (A) | Shareholding of Promoter and Promoter Group ² | | | | | | | |
| 1 | Indian | | | | | | | |
| (a) | Individuals / Hindu Undivided Family | 12 | 1764883 | 1321783 | 35.30 | 35.30 | 0 | 0.00 |
| (b) | Central Government / State Government(s) | 0 | 0 | 0 | 0.00 | 0.00 | 0 | 0.00 |
| (c) | Bodies Corporate | 3 | 1474800 | 1471300 | 29.50 | 29.50 | 0 | 0.00 |
| (d) | Financial Institutions / Banks | 0 | 0 | 0 | 0.00 | 0.00 | 0 | 0.00 |
| (e) | Any Others(Specify) | | | | | | | |
| | Sub Total (A)(1) | 15 | 3239683 | 2793083 | 64.80 | 64.80 | 0 | 0.00 |
| 2 | Foreign | | | | | | | |
| a | Individuals (Non - Residents Individuals / Foreign Individuals) | 0 | 0 | 0 | 0.00 | 0.00 | 0 | 0.00 |
| b | Bodies Corporate | 0 | 0 | 0 | 0.00 | 0.00 | 0 | 0.00 |
| c | Institutions | 0 | 0 | 0 | 0.00 | 0.00 | 0 | 0.00 |
| d | Any Others(Specify) | | | | | | | |
| | Sub Total(A)(2) | 0 | 0 | 0 | 0.00 | 0.00 | 0 | 0.00 |
| | Total Shareholding of Promoter and Promoter Group (A)= (A)(1)+(A)(2) | 15 | 3239683 | 2793083 | 64.80 | 64.80 | 0 | 0.00 |




| | | | | | | | | |
|------------|---|-------------|----------------|----------------|---------------|---------------|-----------|-------------|
| (B) | Public shareholding | | | | | | | |
| 1 | Institutions | | | | | | | |
| (a) | Mutual Funds / UTI | 0 | 0 | 0 | 0.00 | 0.00 | NA | NA |
| (b) | Financial Institutions / Banks | 1 | 1100 | 0 | 0.02 | 0.02 | NA | NA |
| (c) | Central Government / State Government(s) | 0 | 0 | 0 | 0.00 | 0.00 | NA | NA |
| (d) | Venture Capital Funds | 0 | 0 | 0 | 0.00 | 0.00 | NA | NA |
| (e) | Insurance Companies | 0 | 0 | 0 | 0.00 | 0.00 | NA | NA |
| (f) | Foreign Institutional Investors | 0 | 0 | 0 | 0.00 | 0.00 | NA | NA |
| (g) | Foreign Venture Capital Investors | 0 | 0 | 0 | 0.00 | 0.00 | NA | NA |
| (h) | Any Other (specify) | | | | | | | |
| | Sub-Total (B)(1) | 1 | 1100 | 0 | 0.02 | 0.02 | NA | NA |
| 2 | Non-institutions | | | | | | | |
| (a) | Bodies Corporate | 36 | 722789 | 722789 | 14.46 | 14.46 | NA | NA |
| (b) | Individuals | | | | | | | |
| I | Individuals -i. Individual shareholders holding nominal share capital up to Rs 1 lakh | 1026 | 242162 | 57962 | 4.84 | 4.84 | NA | NA |
| II | ii. Individual shareholders holding nominal share capital in excess of Rs. 1 lakh. | 13 | 789975 | 603275 | 15.80 | 15.80 | NA | NA |
| (c) | Any Other (specify) | | | | | | NA | NA |
| (c-i) | Clearing Members | 3 | 3190 | 3190 | 0.06 | 0.06 | NA | NA |
| (c-ii) | Hindu Undivided Families | 4 | 1101 | 1101 | 0.02 | 0.02 | NA | NA |
| (c-iii) | Non Resident Indians | 0 | 0 | 0 | 0.00 | 0.00 | NA | NA |
| | Sub-Total (B)(2) | 1082 | 1759217 | 1388317 | 35.18 | 35.18 | NA | NA |
| (B) | Total Public Shareholding (B)= (B)(1)+(B)(2) | 1083 | 1760317 | 1388317 | 35.21 | 35.21 | NA | NA |
| | TOTAL (A)+(B) | 1098 | 5000000 | 4181400 | 100.00 | 100.00 | 0 | 0.00 |
| (C) | Shares held by Custodians and against which Depository Receipts have been issued | 0 | 0 | 0 | 0.00 | 0.00 | NA | NA |
| | GRAND TOTAL (A)+(B)+(C) | 1098 | 5000000 | 4181400 | 100.00 | 100.00 | 0 | 0.00 |



(I) (b) Statement showing Shareholding of persons belonging to the category Promoter and Promoter Group"

| Sr. No. | Name of Shareholder | Total Shares held | | Shares pledged or otherwise encumbered | | |
|---------|--------------------------------------|-------------------|----------------------------------|--|--------------------|---|
| | | Number | As a% of grand total (A)+(B)+(C) | Number | As a percentage | As a% of grand total (A)+(B)+(C) of sub-clause (I)(a) |
| (I) | (II) | (III) | (IV) | (V) | (VI)=(V)/(III)*100 | (VII) |
| 1 | K V BALA | 926200 | 18.52 | 0 | 0.00 | 0.00 |
| 2 | K R VENKATRAMAN | 390000 | 7.80 | 0 | 0.00 | 0.00 |
| 3 | SHANTHA RAMAN | 20200 | 0.40 | 0 | 0.00 | 0.00 |
| 4 | SHANTHI RAMAN | 20200 | 0.40 | 0 | 0.00 | 0.00 |
| 5 | K R KANCHANAMALA | 1300 | 0.02 | 0 | 0.00 | 0.00 |
| 6 | K V SAKILA | 500 | 0.01 | 0 | 0.00 | 0.00 |
| 7 | K V MUTHUMANI | 1300 | 0.03 | 0 | 0.00 | 0.00 |
| 8 | K S RAVINDRANATH | 7183 | 0.14 | 0 | 0.00 | 0.00 |
| 9 | K V SASI KUMAR | 1000 | 0.02 | 0 | 0.00 | 0.00 |
| 10 | SARAVANAN A E | 4000 | 0.08 | 0 | 0.00 | 0.00 |
| 11 | SAKILA SARAVANAN | 1200 | 0.02 | 0 | 0.00 | 0.00 |
| 12 | K B PRATHADEVI | 391800 | 7.84 | 0 | 0.00 | 0.00 |
| 13 | LOYAL CREDIT AND INVESTMENTS LIMITED | 425100 | 8.50 | 0 | 0.00 | 0.00 |
| 14 | SUBUTHI INVESTMENTS PVT LIMITED | 924700 | 18.49 | 0 | 0.00 | 0.00 |
| 15 | FULL BLOOM INVESTMENTS PVT LTD | 125000 | 2.50 | 0 | 0.00 | 0.00 |




(I) (c) Statement showing Shareholding of persons belonging to the category "Public" and holding more than 1% of the total number of shares

| Sr. No | Name of the shareholder | Number of shares | Shares as a percentage of total number of shares {i.e., Grand Total (A)+(B)+(C) indicated in Statement at para (I) (a) above} |
|--------|--------------------------------|------------------|---|
| 1 | VENKATESH M B | 137100 | 2.74 |
| 2 | PRAVINCHANDRA A SHAH | 65328 | 1.31 |
| 3 | JIGISHA PRAVINCHANDRA SHAH | 59000 | 1.18 |
| 4 | K K GOVINDA MOORTHY | 181500 | 3.63 |
| 5 | KARUMUTHU FINANCE LTD | 225000 | 4.50 |
| 6 | MTL SHARE AND STOCK BROKER LTD | 162329 | 3.25 |
| 7 | FULLBLOOM INVESTMENTS P. LTD | 90000 | 1.80 |
| 8 | ARIHANT CAPITAL MKT. LTD | 58320 | 1.17 |
| 9 | MAXIMUS SECURITIES LTD | 95200 | 1.90 |
| 10 | ARVIND SHAH | 85000 | 1.70 |
| | TOTAL | 1158777 | 23.18 |

(I) (d) Statement showing details of locked in shares

| Sr. No. | Name of the shareholder | Category of shareholders (Promoter / Public) | Number of locked-in shares | Locked-in-shares as a percentage of total number of shares {i.e. Grand Total (A)+(B)+(C) indicated in Statement at para (I) (a) above} |
|---------|-------------------------|--|----------------------------|--|
| 1 | NIL | NIL | 0 | 0.00 |
| | TOTAL | | 0 | 0.00 |



(II) (s) Statement showing details of Depository Receipts(DRs)

| Sr. No. | Type of outstanding DR (ADRs, GDRs, SDRs, etc.) | Number of outstanding DRs | Number of shares underlying outstanding DRs | Shares underlying outstanding DRs as a percentage of total number of shares {i.e., Grand Total (A)+(B)+(C) indicated in Statement at para (I)(a) above} |
|--------------|---|---------------------------|---|---|
| 1 | NIL | NIL | 0 | 0.00 |
| TOTAL | | | 0 | 0.00 |

(II) (b) Statement showing Holding of Depository Receipts (DRs), where underlying shares are in excess of 1% of the total number of shares

| Sr. No. | Name of the DR Holder | Type of outstanding DR (ADRs, GDRs, SDRs, etc.) | Number of shares underlying outstanding DRs | Shares underlying outstanding DRs as a percentage of total number of shares {i.e., Grand Total (A)+(B)+(C) indicated in Statement at para (I) (a) above} |
|--------------|-----------------------|---|---|--|
| 1 | NIL | NIL | 0 | 0.00 |
| TOTAL | | | 0 | 0.00 |

